




# Pharmaceutical Sector Scan

---

Part of Component 1 of the MeTA Baseline Assessments  
Part III - Data Sources and Comments

**JORDAN  
2010**

**WHO Harvard Collaborating Center in Pharmaceutical Policy  
On behalf of  
The Medicines Transparency Alliance**



### Table of Contents

1. Country Profile: Demographic and Socioeconomic Indicators .....	4
2. Country Profile: Mortality and Causes of Death .....	7
3. Country Profile: Health Care Expenditures .....	11
4. Country Profile: Health Personnel, Infrastructure, and Primary Health Care .....	14
5. Medicines Policy and Regulatory Framework .....	16
6. Medicines Market at Retail Price .....	18
7. Medicines Financing: Government Expenditures and Health Insurance .....	19
8. Medicines Financing: Public Programs Providing Free Medicines .....	22
9. Medicines Financing: Patient Fees and Copayments .....	26
10. Medicines Trade: Intellectual Property Laws .....	29
11. Medicines Trade: Registration .....	30
12. Medicines Trade: Manufacturing .....	32
13. Medicines Trade: Quality Assurance .....	34
14. Medicines Trade: Price Control and Transparency .....	36
15. Medicines Trade: Price Comparison in the Private-for-Profit Sector .....	39
16. Medicines Trade: Consumer Prices of Medicines on HAI Global Core List ➡ .....	40
17. Medicines Trade: Promotion and Advertising - Legal and Regulatory Provisions .....	41
18. Medicines Trade: Promotion and Advertising - Code of Conduct and Spending .....	44
19. Medicines Supply System: Selection .....	45
20. Medicines Supply System: Procurement in the Public Sector .....	46
21. Medicines Supply System: Procurement Price of Medicines (HAI Global List) ➡ .....	47
22. Medicines Supply System: Distribution .....	50
23. Medicines Access .....	53
24. Medicines Use: National Structures .....	54
25. Medicines Use: Prescribing .....	55
26. Medicines Use: Dispensing .....	57
27. Medicines Use: Pharmaco-vigilance .....	58



## Pharmaceutical Sector Scan – Data Sources and Comments

### 1. Country Profile: Demographic and Socioeconomic Indicators

**Possible sources:** MOH, Ministry of Planning, National Bureau of Statistics, WHOSIS<sup>1</sup>, WHO Global InfoBase<sup>2</sup>, World Bank Annual Development Report<sup>3</sup>, WHO National Macroeconomics Report<sup>4</sup>

Document source of each item and year collected:

Item Number	Source, Location, & Year	Comments
<b>Population, mortality, fertility</b>		
1.1	Ministry of Health web site <a href="http://www.moh.gov.jo">www.moh.gov.jo</a> URL/ <a href="http://www.moh.gov.jo/reports/headermain.jsp?print_parameter=yes&amp;lang_parameter=arabic">reports/headermain.jsp?print_parameter=yes&amp;lang_parameter=arabic</a> , 2009 Department of statistics web site <a href="http://www.dos.gov.jo">www.dos.gov.jo</a> URL /sdb_pop/sdb_pop_a/index3_o.htm	
1.2	Jordan in figures book, issue 11september2009, ( reference 1, page 1)	statistics of 2008
1.3	Jordan in figures book, issue 11september2009, ( reference 1, page 1)	statistics of 2008
1.4	Jordan in figures book, issue 11september2009, ( reference 1, page 1)	statistics of 2008
1.5	Ministry of Health web site <a href="http://www.moh.gov.jo">www.moh.gov.jo</a> URL <a href="http://www.moh.gov.jo/reports/headermain.jsp?print_parameter=yes&amp;lang_parameter=arabic">/reports/headermain.jsp?print_parameter=yes&amp;lang_parameter=arabic</a> 2009  Jordan in figures book, issue 11september2009, , page 1	Crude birth rate Date of access 21/7/2010 Statistics of 2008
1.6	Ministry of Health web site <a href="http://www.moh.gov.jo">www.moh.gov.jo</a> URL <a href="http://www.moh.gov.jo/reports/headermain.jsp?print_parameter=yes&amp;lang_parameter=arabic">http://www.moh.gov.jo/reports/headermain.jsp?print_parameter=yes&amp;lang_parameter=arabic</a> 2009  Jordan in figures book, issue 11september2009, , page 1	Crude death rate Date of access 21/7/2010 Statistics of 2008
1.7	Ministry of Health web site <a href="http://www.moh.gov.jo">www.moh.gov.jo</a> URL <a href="http://www.moh.gov.jo/reports/headermain.jsp?print_parameter=yes&amp;lang_parameter=arabic">http://www.moh.gov.jo/reports/headermain.jsp?print_parameter=yes&amp;lang_parameter=arabic</a> 2009	Date of access 21/7/2010
<b>Economic status</b>		
1.8	1- Ministry of Health web site <a href="http://www.moh.gov.jo">www.moh.gov.jo</a> URL <a href="http://www.moh.gov.jo/reports/headermain.jsp?print_parameter=yes&amp;lang_parameter=arabic">/reports/headermain.jsp?print_parameter=yes&amp;lang_parameter=arabic</a> 2009	GDP per capita Date of access 21/7/2010.

## Pharmaceutical Sector Scan – Data Sources and Comments

Item Number	Source, Location, & Year	Comments
	<p>2- According to World Bank was \$3470 in 2008 at:  <a href="http://data.worldbank.org/country/jordan">http://data.worldbank.org/country/jordan</a></p>	<p>Alternate source:            Social Security Corporation web site  <a href="http://www.ssc.gov.jo">www.ssc.gov.jo</a>  <a href="http://www.ssc.gov.jo/uploads/10_Years_Report-Final.pdf">http://www.ssc.gov.jo/uploads/10_Years_Report-Final.pdf</a>            annual report 2008 page 15            Date of access            21/7/2010</p> <p>GNI per capita</p>
1.9	Jordan in figures book, issue 11september2009, ( reference 1, page 3)	statistics of 2008
1.10	<p>1-department of statistics web site <a href="http://www.dos.gov.jo">www.dos.gov.jo</a>            URL <a href="http://dos_home/dos_home_a/main/poverty_rep_2008.pdf">/dos_home/dos_home_a/main/poverty_rep_2008.pdf</a></p> <p>2- department of statistics web site <a href="http://www.dos.gov.jo">www.dos.gov.jo</a>            URL  <a href="http://dos_home/dos_home_a/main/poverty_rep_2008.pdf">/dos_home/dos_home_a/main/poverty_rep_2008.pdf</a></p>	<p>1-Date of access            21/7/2010            general poverty in Jordan</p> <p>2- نسبة السكان الذين يعيشون فقر مدقع            Date of access            21/7/2010</p>
1.11	<p>department of statistics web site <a href="http://www.dos.gov.jo">www.dos.gov.jo</a>            URL  <a href="http://dos_home/dos_home_a/main/poverty_rep_2008.pdf">/dos_home/dos_home_a/main/poverty_rep_2008.pdf</a></p>	Date of access 21/7/2010
<b>Education and literacy</b>		

## Pharmaceutical Sector Scan – Data Sources and Comments

Item Number	Source, Location, & Year	Comments
1.12	Ministry of education web site <a href="http://www.moe.gov.jo">www.moe.gov.jo</a> URL /Departments/DepartmentSectionDetails.aspx?DepartmentSectionDetailsID=120&DepartmentID=17 year 2009	We calculated it, adult illiteracy 7.2%
1.13	Jordan in figures book, issue 11september2009, ( reference 1, page 6) Ministry of education 2008 <a href="http://www.moe.gov.jo">www.moe.gov.jo</a> URL Departments/DepartmentSectionDetails.aspx?DepartmentSectionDetailsID=120&DepartmentID=17 year 2009	statistics of 2008 We calculated the %
1.14	Jordan in figures book, issue 11september2009, ( reference 1, page 6)  Ministry of education 2008 <a href="http://www.moe.gov.jo">www.moe.gov.jo</a> URL Departments/DepartmentSectionDetails.aspx?DepartmentSectionDetailsID=120&DepartmentID=17 year 2009	statistics of 2008 We calculated the %

## Pharmaceutical Sector Scan – Data Sources and Comments

### 2. Country Profile: Mortality and Causes of Death

**Possible sources:** MOH, Ministry of Planning, National Bureau of Statistics, WHOSIS<sup>1</sup>, WHO Global InfoBase<sup>2</sup>, World Bank Annual Development Report<sup>3</sup>, WHO National Macroeconomics Report<sup>4</sup>, WHO National Health Accounts<sup>5</sup>

**Document source of each item and year collected:**

Item Number	Source, Location, & Year	Comments
<b><i>Life expectancy and mortality</i></b>		
2.1.	Jordan in figures book, issue 11september2009, Jordan , (reference 1, page 1)	statistics of 2008
2.2.	Mortality in Jordan 2005 document , table 3page 8	We calculated it from
2.3.	1-Health and population information document 2009, page 1 2-Annual statistical book 2008 Ministry of health , page 4	1- Statistics of 2009 2-Statistics of 2007
2.4.	Annual statistical book 2008 Ministry of health page 4	
2.5.	Ministry of Health web site www.moh.gov.jo URL <a href="http://reports/headermain.jsp?print_parameter=yes&amp;lang_parameter=arabic">/reports/headermain.jsp?print_parameter=yes&amp;lang_parameter=arabic</a> , 2009  Jordan Population and family health survey 2009 department of statistics, Jordan (reference 7, page d)	Dr.faris al aied/ Directorate of Information and research/ ministry of health 7/6/2010
2.6.	1-Jordan Population and family health survey 2009 department of statistics, Jordan (reference 7, page d)  2-Jordan in figures book, issue 11september2009, (reference 1, page 1 )	Dr.faris al aied/ Directorate of Information and research /ministry of health 7/6/2010  2- statistics of 2008
2.7.		65 years and over , source of information(Information and research for better health,

## Pharmaceutical Sector Scan – Data Sources and Comments

Item Number	Source, Location, & Year	Comments
		mortality data in Jordan, 2007, MOH news letter 2010 page 2 table 4)
2.8.		65 years and over, source of information (Information and research for better health, mortality data in Jordan 2007, MOH news letter 2010 page 2 table 4)
2.9.		<p>65 and over , source of information (Information and research for better health, mortality data in Jordan 2007, MOH news letter 2010 page 2 table 4)</p> <p>(50-60 years) , The national cancer registry MOH2008 Dr.omar alnemry , 6/62010</p>
2.10.		<p>90 deaths from 218 case over 24 years(from 1986-2010)</p> <p>The national program of AIDS mr.abdallah albarmawy6/6/2010</p>
2.11.		26 deaths from 13819 for 2007, source of information,

## Pharmaceutical Sector Scan – Data Sources and Comments

Item Number	Source, Location, & Year	Comments
		Directorate of Information and research , ministry of health ,Mortality data base Dr.majed asad calculated the number 6/6/2010
<b><i>Causes of death among children &lt;5 years</i></b>		
2.12.	Annual statistical book 2008/ Ministry of health (page 4)	We calculated the number
2.13.	Directorate of Information and research , ministry of health Mortality data base 2007	127deathes from pneumonia/2143 deaths <5years=5.9% Dr.majed asad from Directorate of Information and research , ministry of health calculated the number 6/6/2010
2.14.	Directorate of Information and research , ministry of health Mortality data base 2007	Deaths from diarrhea 19/ deaths <5years2143=0.9% Dr.majed asad from Directorate of Information and research , ministry of health calculated the number 6/6/2010
2.15.	Directorate of Information and research , ministry of health Mortality data base 2007	Dr.majed asad from Directorate of Information and research , ministry of health. 6/6/2010
2.16.	Ministry of Health web site <a href="http://www.moh.gov.jo">www.moh.gov.jo</a> URL <a href="http://www.dcd.gov.jo/images/Upload/y2008.pdf">http://www.dcd.gov.jo/images/Upload/y2008.pdf</a>	

## Pharmaceutical Sector Scan – Data Sources and Comments

---

Item Number	Source, Location, & Year	Comments
2.17.	Directorate of Information and research , ministry of health Mortality data base 2007	Dr.majed asad from Directorate of Information and research , ministry of health. 6/6/2010
2.18.	Directorate of Information and research , ministry of health Mortality data base 2007	we calculated the number

### 3. Country Profile: Health Care Expenditures

**Possible sources:** MOH, Ministry of Finances, Ministry of Planning, National Bureau of Statistics, WHOSIS<sup>1</sup>, WHO Global InfoBase<sup>2</sup>, World Bank Annual Development Report<sup>3</sup>, WHO National Macroeconomics Report<sup>4</sup>, WHO National Health Accounts<sup>5</sup>, WHO Global Burden of Disease and Risk Factors Data Base<sup>6</sup>, Demographic and Health Surveys<sup>7</sup>, World Bank Health and Nutrition Data Base<sup>8</sup>



Document source of each item and year collected:

Item Number(s)	Source, Location, & Year	Comments
<b>Overall health expenditures</b>		
3.1. →	Jordan National Health Accounts NHA Technical Report 2007 ( issued in July 2009) <a href="http://www.hhc.gov.jo/HHC/Jordan%20NHA%202007.pdf">http://www.hhc.gov.jo/HHC/Jordan%20NHA%202007.pdf</a> page xiv) Annual statistical book 2008 <i>Ministry of health ( reference 6, page 58</i>	Jordan NHA is primary source. Total annual per capita expenditure on health = 177.5 JD ( 106 public, 71.5 private)
3.2.	Jordan National Health Accounts NHA Technical Report 2007 ( issued in July 2009) <a href="http://www.hhc.gov.jo/HHC/Jordan%20NHA%202007.pdf">http://www.hhc.gov.jo/HHC/Jordan%20NHA%202007.pdf</a> page xiv) (national health account document)NHA 2007, High health council ( reference 9 , page x),	
3.3. →	<a href="http://www.moh.gov.jo/reports/header_main.jsp?print_parameter=yes&amp;lang_parameter=arabic">http://www.moh.gov.jo/reports/header_main.jsp?print_parameter=yes&amp;lang_parameter=arabic</a> 2009	
<b>Health expenditures by source</b>		
3.4. →	who statistical information system(WHOSIS)2008,www.WHO.int/whosis/e (reference2) Review of Public Health Expenditure MOF,MOH,and GTZ. 2004 - 2008	Review of Public Health Expenditure MOF, MOH, and GTZ. 2004 – 2008, focuses on Government Health Expenditure Review
3.5. →	1-Annual statistical book 2008 <i>Ministry of health (reference 6, page 58)</i> 2- (national health account document)NHA 2007, High health	

## Pharmaceutical Sector Scan – Data Sources and Comments

Item Number(s)	Source, Location, & Year	Comments
	<p><i>council ( reference 9 , page xiv)</i>            3- who statistical information system(WHOSIS)2008,  <a href="http://www.WHO.int/whosis/en">http://www.WHO.int/whosis/en</a>            (reference 2)  <a href="http://www.emro.who.int/emrinfo/index.asp?Ctry=jor/">http://www.emro.who.int/emrinfo/index.asp?Ctry=jor/</a> Note: Jordan NHA figure (58.2%) is for public sector</p>	
3.6.	<p>who statistical information system(WHOSIS)2008,  <a href="http://www.WHO.int/whosis/en">http://www.WHO.int/whosis/en</a>(reference2)  <a href="http://apps.who.int/whosis/database/core/core_select_process.cfm?country=jor&amp;indicators=nha">http://apps.who.int/whosis/database/core/core_select_process.cfm?country=jor&amp;indicators=nha</a></p>	
3.7. ➡	<p>who statistical information system(WHOSIS)2008,  <a href="http://www.WHO.int/whosis/en">http://www.WHO.int/whosis/en</a>(reference2)            Jordan National Health Accounts NHA Technical Report 2007            ( issued in July 2009)  <a href="http://www.hhc.gov.jo/HHC/Jordan%20NHA%202007.pdf">http://www.hhc.gov.jo/HHC/Jordan%20NHA%202007.pdf</a></p>	<p>The Raw NHA data was used to calculate this indicator (By NHA local Expert)</p>
3.8.	<p>1-(national health account document)NHA 2007, High health council ( reference 9 , page xiv)            2- Annual statistical book 2008 Ministry of health (reference 6, page 58)            3- who statistical information system(WHOSIS)2008,  <a href="http://www.WHO.int/whosis/en">http://www.WHO.int/whosis/en</a>            (reference 2)            Jordan National Health Accounts NHA Technical Report 2007            ( issued in July 2009)  <a href="http://www.hhc.gov.jo/HHC/Jordan%20NHA%202007.pdf">http://www.hhc.gov.jo/HHC/Jordan%20NHA%202007.pdf</a>            page xiv)</p>	<p><i>In this indicator we included nonpublic expenditures:            Public: 58.2 %            Private 41.8% =            ( private + UNRWA + NGOs)</i></p>

## Pharmaceutical Sector Scan – Data Sources and Comments

Item Number(s)	Source, Location, & Year	Comments
3.9. 	<p>out of pocket co-payments in MOH is 5% of the tender price not less than 0.25JD and not more than 10JD, for universities 20% of the tender price, for royal medical services 0.25% for each medicine , universities 20% of the medicine price, private sector 10-20 % of the medicines price.</p> <p>Jordan National Health Accounts NHA Technical Report 2007 ( issued in July 2009) <a href="http://www.hhc.gov.jo/HHC/Jordan%20NHA%202007.pdf">http://www.hhc.gov.jo/HHC/Jordan%20NHA%202007.pdf</a></p>	<p><i>Civil health insurance law</i></p> <p>page xiv: Total Health Expenditure = 1,015,733,941 JD page 67: Private Out-of-pocket exp.= 363.5 million JD ( 35.8 % of total health expenditure)</p>
3.10.	<p>who statistical information system(WHOSIS)2008, <a href="http://www.WHO.int/whosis/en">http://www.WHO.int/whosis/en</a> (reference 2)</p> <p><a href="http://apps.who.int/whosis/database/core/core_select_process.cfm?country=jor&amp;indicators=nha">http://apps.who.int/whosis/database/core/core_select_process.cfm?country=jor&amp;indicators=nha</a> (2005)</p>	
3.11. 	<p>Health insurance directorate 2010/ Jordan National Health Accounts NHA Technical Report 2007 ( issued in July 2009) <a href="http://www.hhc.gov.jo/HHC/Jordan%20NHA%202007.pdf">http://www.hhc.gov.jo/HHC/Jordan%20NHA%202007.pdf</a> <i>page 59 (6.16)</i></p>	<p>This is the only documented and updated source(July, 2009)</p>

#### 4. Country Profile: Health Personnel, Infrastructure, and Primary Health Care

**Possible sources:** MOH, Ministry of Finances, Ministry of Labor, Ministry of Planning, National Bureau of Statistics, WHOSIS<sup>1</sup>, WHO Global InfoBase<sup>2</sup>, World Bank Annual Development Report<sup>3</sup>, WHO National Health Accounts<sup>5</sup>, WHO Global Burden of Disease and Risk Factors Data Base<sup>6</sup>, Demographic and Health Surveys<sup>7</sup>, World Bank Health and Nutrition Data Base<sup>8</sup>

Document source of each item and year collected:

Item Number(s)	Source, Location, & Year	Comments
<b>Personnel</b>		
4.1. →	Ministry of Health web site www.moh.gov.jo URL /reports/headermain.jsp?print_parameter=yes&lang_parameter=arabic 2009	
4.2.	Ministry of Health web site www.moh.gov.jo URL /reports/headermain.jsp?print_parameter=yes&lang_parameter=arabic 2009	
4.3. →	Ministry of Health web site www.moh.gov.jo URL /reports/headermain.jsp?print_parameter=yes&lang_parameter=arabic 2009	
4.4.	Ministry of health , health professions and institutions directorate, dr azmi alhadidi 1/6/2010	الأعداد من مديرية ترخيص المؤسسات و المهن منذ عام 1920 الى 2010/6/1 وتم قسمتها على عدد السكان الى 2010/6/1 وهو 6037349 نسمة
4.5.	Ministry of health , health professions and institutions directorate, dr azmi alhadidi 17/6/2010	الأعداد من مديرية ترخيص المؤسسات و المهن منذ عام 1920 الى 2010/6/1 وتم قسمتها على عدد السكان الى 2010/6/1 وهو 6037349 نسمة
<b>Facilities</b>		
4.6.	Ministry of Health web site	No. of hospitals =104

## Pharmaceutical Sector Scan – Data Sources and Comments

Item Number(s)	Source, Location, & Year	Comments
	www.moh.gov.jo URL /reports/headermain.jsp?print_parameter=yes&lang_parameter=arabic 2009	
4.7.	Ministry of Health web site www.moh.gov.jo URL <u>/reports/headermain.jsp?print_parameter=yes&amp;lang_parameter=arabic 2009</u>	
4.8. →	Ministry of health , health professions and institutions directorate, dr azmi alhadidi1/6/2010( reference 10)	الأعداد من مديرية ترخيص المؤسسات و المهن منذ عام 1920 الى 2010/6/1 وتم قسمتها على عدد السكان الى 2010/6/1 وهو 6037349 نسمة
<b>Primary Health Care</b>		
4.9.	Ministry of Health web site www.moh.gov.jo URL <u>/reports/headermain.jsp?print_parameter=yes&amp;lang_parameter=arabic 2009</u>	378 primary health care units
4.10.	Director of Directorate of Information and research , ministry of health Dr.faris al aied 2009	الأرقام أعلى من 100% لأنه يتم تطعيم غير الأردنيين 7/6/2010 تاريخ الحصول على المعلومة
4.11.	1- Ministry of Health web site www.moh.gov.jo URL http://www.dcd.gov.jo/images/Upload/y2008.pdf	الأرقام أعلى من 100% لأنه يتم تطعيم غير الأردنيين

## 5. Medicines Policy and Regulatory Framework

**Possible sources:** National legislative proceedings, MOH, Medicines Regulatory Agency, WHO Level I Survey 2003<sup>9</sup> and 2007, WHO Evaluation of Pharmaceutical Regulations<sup>10</sup>, WHO Good Governance for Medicines Project<sup>11</sup>

Document source of each item and year collected:

Item Number(s)	Source, Location, & Year	Comments
<b>Policy framework</b>		
5.1.	National health strategy book 2008-2012	
a.	2008-2012	
5.2. →	National medicines policy	
a.	2002	
b.		
5.3. →	no	
a.		
<b>Regulatory framework</b>		
5.4. →	Pharmacy and medicine law 2001, laws and regulations of Jordan food and drug administration provisional law no 31 year 2003 (JFDA)	
5.5. →	Jordan food and drug administration web site <a href="http://www.jfda.jo">http://www.jfda.jo</a> URL <a href="http://www.jfda.jo/Default.aspx">/Default.aspx</a> laws and regulations	
5.6.	Jordan food and drug administration web site <a href="http://www.jfda.jo">http://www.jfda.jo</a> URL <a href="http://www.jfda.jo/Default.aspx">/Default.aspx</a> اسس تسجيل الأدوية	
5.7. →	Jordan food and drug administration provisional law no 31 year 2003	
a.	Director of JFDA 2010	Lubna qsus / JFDA employee 14/6/2010
5.8. →	Jordan food and drug administration web site <a href="http://www.jfda.jo">http://www.jfda.jo</a> URL <a href="http://www.jfda.jo/Download/Laws/24_82.pdf">/Download/Laws/24_82.pdf</a> نظام الخدمة المدنية رقم 30 لسنة 2007 مدونة قواعد السلوك الوظيفي / رئاسة الوزراء prime ministry <a href="http://www.pm.gov.jo/arabic/">http://www.pm.gov.jo/arabic/</a> URL	Transparency is ongoing process with META project.

## Pharmaceutical Sector Scan – Data Sources and Comments

Item Number(s)	Source, Location, & Year	Comments
	<a href="#">/uploads/MODAWANA-QAWA3D.pdf</a>	
5.9. ➡	مدونة قواعد السلوك الوظيفي / رئاسة الوزراء prime ministry <a href="http://www.pm.gov.jo/arabic/">http://www.pm.gov.jo/arabic/</a> <u>URL</u> <a href="#">/uploads/MODAWANA-QAWA3D.pdf</a> Code of conduct2009	
5.10. ➡	Director of JFDA2010	Lubna qsus / JFDA employee 14/6/2010
5.11. ➡ a.	Jordan food and drug administration web site <a href="http://www.jfda.jo">http://www.jfda.jo</a>	

## Pharmaceutical Sector Scan – Data Sources and Comments

### 6. Medicines Market at Retail Price

In this section, “medicines market” refers to public, private, and not-for-profit markets.

**Possible sources:** National legislative proceedings, MOH, Medicines Regulatory Agency, Ministry of Trade, National Bureau of Statistics, Manufacturer associations, Importer or wholesaler records, WHO Level I Survey 2003<sup>9</sup> and 2007, IMS country reports<sup>12</sup>, WHO World Medicines Situation<sup>13</sup>

#### Document source of each item and year collected:

Item Number(s)	Source, Location, & Year	Comments
6.1. →	Registration department at drug directorate JFDA2010	Lubna qsus / JFDA employee 14/6/2010
6.2. →	Jordan food and drug administration web site	www.JFDA.com
6.3.	Importation department at JFDA.	Lubna qsus / JFDA employee 14/6/2010
6.4. →		Lubna qsus / JFDA employee 14/6/2010 the no is =79191023.9 and the percentage was calculated
6.5. →		Lubna qsus / JFDA employee 14/6/2010, الرجوع الى التقرير السنوي للمؤسسة العامة للغذاء و الدواء
6.6. →	JFDA2010, www.JFDA.com	www.JFDA.com
6.7.		Lubna qsus / JFDA employee 14/6/2010 الرجوع الى التقرير السنوي للمؤسسة العامة للغذاء و الدواء
6.8.		Lubna qsus / JFDA employee 14/6/2010 الرجوع الى التقرير السنوي للمؤسسة العامة للغذاء و الدواء

**7. Medicines Financing: Government Expenditures and Health Insurance**

**Possible sources:** MOH, National or Social Health Insurance, WHO National Health Accounts<sup>5</sup>, WHO Level I Survey 2003<sup>9</sup> and 2007, WHO World Medicines Situation<sup>13</sup>

**Document source of each item and year collected:**

Item Number(s)	Source, Location, & Year	Comments
<b>Medicines expenditures</b>		
7.1. ➡	NHA 2007 Update MOH Budget Department, 2009	MOH budget for medicines is 76,112,831 JD includes serums and vaccines (consumables were excluded)
7.2. ➡	NHA 2007 Update MOH Budget Department, 2009	Percent MOH health budget for medicines = 14.8 %
7.3. ➡	NHA 2007 Update Jordan National Health Accounts NHA Technical Report 2007 ( issued in July 2009) <a href="http://www.hhc.gov.jo/HHC/Jordan%20NHA%202007.pdf">http://www.hhc.gov.jo/HHC/Jordan%20NHA%202007.pdf</a>	
7.4. ➡	NHA 2007 Update Jordan National Health Accounts NHA Technical Report 2007 ( issued in July 2009) <a href="http://www.hhc.gov.jo/HHC/Jordan%20NHA%202007.pdf">http://www.hhc.gov.jo/HHC/Jordan%20NHA%202007.pdf</a>	
7.5. ➡	NHA 2007 Update Jordan National Health Accounts NHA Technical Report 2007 ( issued in July 2009) <a href="http://www.hhc.gov.jo/HHC/Jordan%20NHA%202007.pdf">http://www.hhc.gov.jo/HHC/Jordan%20NHA%202007.pdf</a>	27.08% (Calculated from the raw data by NHA local expert (sum of medicines expenditures in MOH,RMS,JUH, and KAUH divided by total medicines expenditures and multiplied by 100) 93,385,192/344,899,762 X 100 = 27.08% Note: Government expenditures are included under Public expenditures
<b>Health insurance</b>		
7.6. ➡	<a href="http://www.moh.gov.jo">www.moh.gov.jo</a> Health Insurance System <a href="http://www.moh.gov.jo/MOH/En/rule">http://www.moh.gov.jo/MOH/En/rule</a>	

## Pharmaceutical Sector Scan – Data Sources and Comments

Item Number(s)	Source, Location, & Year	Comments
	<p><a href="http://www.hid.gov.jo/UI/English/ShowContent.aspx?ContentId=2">s_regulationsdetails.php?ruleid=116</a></p> <p>MOH Civil health Insurance bylaw No. 83 for the year 2004 ( available in Arabic)</p> <p>Government Health insurance schemes (MOH,RMS,JUH, and KAUH)</p> <p>Jordan's health system is a complex amalgam of two major public programs, the Ministry of Health (MOR) and Royal Medical Services (RMS), which both finance and deliver care, some smaller public programs including several university-based programs (i.e., Jordan University (JU) and Jordan University of Science and Technology (JUST)), a large private sector in terms of both the financing and delivery of care, and several NGOs, the largest of which is the United Nations Relief Works Agency (UNRWA) which provides care to Palestinian refugees.</p> <p><a href="http://www.hid.gov.jo/UI/English/ShowContent.aspx?ContentId=2">http://www.hid.gov.jo/UI/English/ShowContent.aspx?ContentId=2</a></p> <p>HOM/ Health Insurance Directorate English website ( under construction)</p>	

## Pharmaceutical Sector Scan – Data Sources and Comments

Item Number(s)	Source, Location, & Year	Comments
7.7. →	<a href="http://www.moh.gov.jo">www.moh.gov.jo</a> Health Insurance System <a href="http://www.moh.gov.jo/MOH/En/rules_regulationsdetails.php?ruleid=116">http://www.moh.gov.jo/MOH/En/rules_regulationsdetails.php?ruleid=116</a> MOH Civil health Insurance bylaw No. 83 for the year 2004 ( available in Arabic)	Government Health insurance schemes (MOH,RMS,JUH, and KAUH)
7.8. →	<a href="http://www.moh.gov.jo">www.moh.gov.jo</a> Health Insurance System <a href="http://gis.emro.who.int/HealthSystemObservatory/PDF/Health%20Care%20Financing/Mapping%20Health%20Care%20Financing%20-Jordan.pdf">http://gis.emro.who.int/HealthSystemObservatory/PDF/Health%20Care%20Financing/Mapping%20Health%20Care%20Financing%20-Jordan.pdf</a> Mapping Health Care Financing in Jordan, 2008 (page 44)	Jordan has various social insurance schemes both in the public and semi public sectors such as public universities and professional associations. (Mapping Health Care Financing in Jordan, 2008, page 44)
7.9. →	<a href="http://www.moh.gov.jo">www.moh.gov.jo</a> Health Insurance System	Jordan has various social insurance schemes both in the public and semi public sectors such as public universities and professional associations. These social insurance schemes provide at least partial medicines coverage.
7.10. →	<a href="http://www.moh.gov.jo">www.moh.gov.jo</a> Health Insurance System The only Official Source is Jordan National Health Accounts NHA Technical Report 2007 ( issued in July 2009) <a href="http://www.hhc.gov.jo/HHC/Jordan%20NHA%202007.pdf">http://www.hhc.gov.jo/HHC/Jordan%20NHA%202007.pdf</a>	The rate is 83 % but with 8% duplication. ( Health insurance administration – MOH has unreported figure - 86%) The HHC with DOS will conduct a household survey on November 2010. This survey will provide updated figure on percent of population covered distributed by insurers parties.
7.11. →	<a href="http://www.moh.gov.jo/MOH/En/rules_regulationsdetails.php?ruleid=116">http://www.moh.gov.jo/MOH/En/rules_regulationsdetails.php?ruleid=116</a> MOH Civil health Insurance bylaw No. 83 for the year 2004	

**8. Medicines Financing: Public Programs Providing Free Medicines**

**Possible sources:** MOH, National or Social Health Insurance, WHO National Health Accounts<sup>5</sup>, WHO Level I Survey 2003<sup>9</sup> and 2007, WHO World Medicines Situation<sup>13</sup>

**Document source of each item and year collected:**





Item Number(s)	Source, Location, & Year	Comments
8.1. →	<a href="http://www.moh.gov.jo">www.moh.gov.jo</a> Health Insurance System <a href="http://www.moh.gov.jo/MOH/En/rules_regulationsdetails.php?ruleid=116">http://www.moh.gov.jo/MOH/En/rules_regulationsdetails.php?ruleid=116</a> MOH Civil health Insurance bylaw No. 83 for the year 2004	According this regulation there are 24 remote geographical areas in the kingdom. The population living in these areas is treated for free and can obtain medicines free of charge.
8.2. → a. →	<a href="http://www.moh.gov.jo">www.moh.gov.jo</a> Health Insurance System <a href="http://www.moh.gov.jo/MOH/En/rules_regulationsdetails.php?ruleid=116">http://www.moh.gov.jo/MOH/En/rules_regulationsdetails.php?ruleid=116</a> MOH Civil health Insurance bylaw No. 83 for the year 2004	Medicines are available free of charge for people living in poverty pockets of the country.
b. →	<a href="http://www.moh.gov.jo">www.moh.gov.jo</a> Health Insurance System <a href="http://www.moh.gov.jo/MOH/En/rules_regulationsdetails.php?ruleid=116">http://www.moh.gov.jo/MOH/En/rules_regulationsdetails.php?ruleid=116</a> MOH Civil health Insurance bylaw No. 83 for the year 2004	Medicines are available free of charge for children under 6 years
c. →	<a href="http://www.moh.gov.jo">www.moh.gov.jo</a> Health Insurance System <a href="http://www.moh.gov.jo/MOH/En/rules_regulationsdetails.php?ruleid=116">http://www.moh.gov.jo/MOH/En/rules_regulationsdetails.php?ruleid=116</a> MOH Civil health Insurance bylaw No. 83 for the year 2004	Antacids, vitamins, and iron tablets are provided for pregnant woman free of charge.
d. →	<a href="http://www.moh.gov.jo">www.moh.gov.jo</a> Health Insurance System <a href="http://www.moh.gov.jo/MOH/En/rules_regulationsdetails.php?ruleid=116">http://www.moh.gov.jo/MOH/En/rules_regulationsdetails.php?ruleid=116</a>	Elderly persons above 60 years are eligible (voluntarily) for civil health insurance. This age group pays copayments for medicines.

## Pharmaceutical Sector Scan – Data Sources and Comments

---

<b>Item Number(s)</b>	<b>Source, Location, &amp; Year</b>	<b>Comments</b>
	MOH Civil health Insurance bylaw No. 83 for the year 2004	

## Pharmaceutical Sector Scan – Data Sources and Comments

Item Number(s)	Source, Location, & Year	Comments
8.3.  a. 	<a href="http://www.moh.gov.jo">www.moh.gov.jo</a> Health Insurance Sys <a href="http://www.moh.gov.jo/MOH/En/rules_regulationsdetails.php?ruleid=116">http://www.moh.gov.jo/MOH/En/rules_regulationsdetails.php?ruleid=116</a> MOH Civil health Insurance bylaw No. 83 for the year 2004	
b.	<a href="http://www.moh.gov.jo">www.moh.gov.jo</a> Health Insurance System <a href="http://www.moh.gov.jo/MOH/En/rules_regulationsdetails.php?ruleid=116">http://www.moh.gov.jo/MOH/En/rules_regulationsdetails.php?ruleid=116</a> MOH Civil health Insurance bylaw No. 83 for the year 2004	
c.	<a href="http://www.moh.gov.jo">www.moh.gov.jo</a> Health Insurance System <a href="http://www.moh.gov.jo/MOH/En/rules_regulationsdetails.php?ruleid=116">http://www.moh.gov.jo/MOH/En/rules_regulationsdetails.php?ruleid=116</a> MOH Civil health Insurance bylaw No. 83 for the year 2004	
d.	<a href="http://www.moh.gov.jo">www.moh.gov.jo</a> Health Insurance System <a href="http://www.moh.gov.jo/MOH/En/rules_regulationsdetails.php?ruleid=116">http://www.moh.gov.jo/MOH/En/rules_regulationsdetails.php?ruleid=116</a> MOH Civil health Insurance bylaw No. 83 for the year 2004	
e.	<a href="http://www.moh.gov.jo">www.moh.gov.jo</a> Health Insurance System MOH-National AIDS PROGRAM JORDAN <a href="http://www.jordannap.net/index.asp?it=11">http://www.jordannap.net/index.asp?it=11</a> ( Arabic only)	
8.4.  a. 	<a href="http://www.moh.gov.jo">www.moh.gov.jo</a> Health Insurance System <a href="http://www.moh.gov.jo/MOH/En/rules_regulationsdetails.php?ruleid=116">http://www.moh.gov.jo/MOH/En/rules_regulationsdetails.php?ruleid=116</a>	

## Pharmaceutical Sector Scan – Data Sources and Comments

---

Item Number(s)	Source, Location, & Year	Comments
	<a href="http://www.moh.gov.jo/H/En/rules_regulationsdetails.php?ruleid=116">H/En/rules_regulationsdetails.php?ruleid=116</a> MOH Civil health Insurance bylaw No. 83 for the year 2004	
b. ➡	<a href="http://www.moh.gov.jo">www.moh.gov.jo</a> Health Insurance System  <a href="http://www.moh.gov.jo/MO/H/En/rules_regulationsdetails.php?ruleid=116">http://www.moh.gov.jo/MO/H/En/rules_regulationsdetails.php?ruleid=116</a> MOH Civil health Insurance bylaw No. 83 for the year 2004	

**9. Medicines Financing: Patient Fees and Copayments**

**Possible sources:** MOH, National or Social Health Insurance, WHO National Health Accounts<sup>5</sup>, WHO Level I Survey 2003<sup>9</sup> and 2007, WHO World Medicines Situation<sup>13</sup>

**Document source of each item and year collected:**

## Pharmaceutical Sector Scan – Data Sources and Comments

Item Number(s)	Source, Location, & Year	Comments
9.1. ↕	<a href="http://www.moh.gov.jo">www.moh.gov.jo</a> Health Insurance System <a href="http://www.moh.gov.jo/MOH/En/rules_regulationsdetails.php?ruleid=116">http://www.moh.gov.jo/MOH/En/rules_regulationsdetails.php?ruleid=116</a> MOH Civil health Insurance bylaw No. 83 for the year 2004	
9.2. ↕	<a href="http://www.moh.gov.jo">www.moh.gov.jo</a> Health Insurance System <a href="http://www.moh.gov.jo/MOH/En/rules_regulationsdetails.php?ruleid=116">http://www.moh.gov.jo/MOH/En/rules_regulationsdetails.php?ruleid=116</a> MOH Civil health Insurance bylaw No. 83 for the year 2004	
9.3. ↕	<a href="http://www.moh.gov.jo">www.moh.gov.jo</a> Health Insurance System <a href="http://www.moh.gov.jo/MOH/En/rules_regulationsdetails.php?ruleid=116">http://www.moh.gov.jo/MOH/En/rules_regulationsdetails.php?ruleid=116</a> MOH Civil health Insurance bylaw No. 83 for the year 2004	
9.4. ↕	<a href="http://www.moh.gov.jo">www.moh.gov.jo</a> Health Insurance System <a href="http://www.moh.gov.jo/MOH/En/rules_regulationsdetails.php?ruleid=116">http://www.moh.gov.jo/MOH/En/rules_regulationsdetails.php?ruleid=116</a> MOH Civil health Insurance bylaw No. 83 for the year 2004	
9.5. ↕	<a href="http://www.moh.gov.jo">www.moh.gov.jo</a> Health Insurance System <a href="http://www.moh.gov.jo/MOH/En/rules_regulationsdetails.php?ruleid=116">http://www.moh.gov.jo/MOH/En/rules_regulationsdetails.php?ruleid=116</a> MOH Civil health Insurance bylaw No. 83 for the year 2004	
9.6. ↕	<a href="http://www.moh.gov.jo">www.moh.gov.jo</a> Health Insurance System <a href="http://www.moh.gov.jo/MOH/En/rules_regulationsdetails.php?ruleid=116">http://www.moh.gov.jo/MOH/En/rules_regulationsdetails.php?ruleid=116</a> MOH Civil health Insurance bylaw No. 83 for the year 2004	
a.	<a href="http://www.moh.gov.jo/MOH/En/rul">http://www.moh.gov.jo/MOH/En/rul</a>	

## Pharmaceutical Sector Scan – Data Sources and Comments

Item Number(s)	Source, Location, & Year	Comments
	<a href="http://www.moh.gov.jo/es_regulationsdetails.php?ruleid=116">es_regulationsdetails.php?ruleid=116</a> MOH Civil health Insurance bylaw No. 83 for the year 2004	
9.7. ➡	<a href="http://www.moh.gov.jo">www.moh.gov.jo</a> Health Insurance System <a href="http://www.moh.gov.jo/MOH/En/rules_regulationsdetails.php?ruleid=116">http://www.moh.gov.jo/MOH/En/rules_regulationsdetails.php?ruleid=116</a> MOH Civil health Insurance bylaw No. 83 for the year 2004	
a.	<a href="http://www.moh.gov.jo">www.moh.gov.jo</a> Health Insurance System <a href="http://www.moh.gov.jo/MOH/En/rules_regulationsdetails.php?ruleid=116">http://www.moh.gov.jo/MOH/En/rules_regulationsdetails.php?ruleid=116</a> MOH Civil health Insurance bylaw No. 83 for the year 2004	Article No. 3 of instructions No.2

## Pharmaceutical Sector Scan – Data Sources and Comments

---

### 10. Medicines Trade: Intellectual Property Laws

**Possible sources:** Ministry of Trade, National Patent Office, WTO<sup>14</sup>

**Document source of each item and year collected:**

Item Number(s)	Source, Location, & Year	Comments
10.1.	JFDA website 2010-07-29 <a href="http://www.jfda.io">www.jfda.io</a> <a href="http://www.jfda.io/Download/Laws/26_88.doc">http://www.jfda.io/Download/Laws/26_88.doc</a> <a href="http://www.jfda.io/Download/Laws/26_89.doc">http://www.jfda.io/Download/Laws/26_89.doc</a> <a href="http://www.jfda.io/Download/Laws/26_86.pdf">http://www.jfda.io/Download/Laws/26_86.pdf</a>	Ministry of Industry & Trade web site <a href="http://www.mit.gov.io/Default.aspx?tabid=810">http://www.mit.gov.io/Default.aspx?tabid=810</a>  date accessed 7/2010 signed document available at Ministry of Industry and Trade web site

## Pharmaceutical Sector Scan – Data Sources and Comments

### 11. Medicines Trade: Registration

**Possible sources:** MOH, Medicines Regulatory Agency, WHO Level I Survey 2003<sup>9</sup> and 2007, WHO Evaluation of Pharmaceutical Regulations<sup>10</sup>

#### Document source of each item and year collected:

Item Number(s)	Source, Location, & Year	Comments
11.1. →	<a href="http://www.ifda.jo/Download/Forms/6_63.doc">http://www.ifda.jo/Download/Forms/6_63.doc</a> <a href="http://www.ifda.jo/Download/Forms/6_64.doc">http://www.ifda.jo/Download/Forms/6_64.doc</a>  <a href="http://www.ifda.jo/custom/forms/registration/39.doc">http://www.ifda.jo/custom/forms/registration/39.doc</a> date accessed on 6 /2010	Models and references guide/registration <a href="http://www.ifda.jo/Download/Forms/6_61.doc">http://www.ifda.jo/Download/Forms/6_61.doc</a> page 5-13
11.2. →	<a href="http://www.ifda.jo">www.ifda.jo</a> Drug & Pharmacy law/2001 Article (9),(10) <a href="http://www.ifda.jo/IF_Laws_Details.aspx?L_GROUP_ID=32">http://www.ifda.jo/IF_Laws_Details.aspx?L_GROUP_ID=32</a>  6/ 2010	
11.3. →	Provided by director of drug director Dr Laila Jarrar Date accessed 6 /2010	The form was adopted to all committees members working with drug directorate
11.4.	<a href="http://www.ifda.jo/Download/Forms/6_66.doc">http://www.ifda.jo/Download/Forms/6_66.doc</a> page 4 According to <a href="http://www.whocc.no/atc_ddd">www.whocc.no/atc_ddd</a>	Provided by drug director Dr Laila Jarrar Date accessed 6 /2010
11.5. →	JFDA web site 6/2010 نظام الرسوم والمكافآت رقم 72 لسنة 2003 وتعديلاته <a href="http://www.ifda.jo/Download/Laws/10_49.doc">http://www.ifda.jo/Download/Laws/10_49.doc</a> Article(3)	الجريدة الرسمية عدد 4608 تاريخ 2003/7/1 date accessed 6/2010
11.6.	نظام الرسوم والمكافآت رقم 72 لسنة 2003 وتعديلاته <a href="http://www.ifda.jo/Download/Laws/10_49.doc">http://www.ifda.jo/Download/Laws/10_49.doc</a> Article (3)	الجريدة الرسمية عدد 4608 تاريخ 2003/7/1 date accessed 6/2010
11.7.	JFDA web site 6/2010 نظام الرسوم والمكافآت رقم 72 لسنة 2003 وتعديلاته	الجريدة الرسمية عدد 4608 تاريخ 2003/7/1 date accessed 6/2010

## Pharmaceutical Sector Scan – Data Sources and Comments

Item Number(s)	Source, Location, & Year	Comments
	<a href="http://www.ifda.jo/Download/Laws/10_49.doc">http://www.ifda.jo/Download/Laws/10_49.doc</a> Article (3)	
11.8. →	<p><u>Drug &amp; Pharmacy Law</u>  <a href="http://www.ifda.jo/Download/Laws/32_142.doc">http://www.ifda.jo/Download/Laws/32_142.doc</a>  <u>Criteria of registration of drugs</u>  <a href="http://www.ifda.jo/Download/Laws/32_141.doc">http://www.ifda.jo/Download/Laws/32_141.doc</a></p>	Data accessed 7/2010
11.9. →	<p>Registration criteria /registration department  <a href="http://www.ifda.jo/Download/Laws/32_141.doc">http://www.ifda.jo/Download/Laws/32_141.doc</a>  <a href="http://www.ifda.jo/Download/Forms/6_61.doc">http://www.ifda.jo/Download/Forms/6_61.doc</a></p>	Page 15 section second date accessed 7 /2010
11.10. →	<p><a href="http://www.ifda.jo/barcode_java/index.jsp">www.ifda.jo/barcode_java/index.jsp</a>  date accessed 7 /2010</p>	List is available as an internal document
11.11. →	<p><a href="http://www.ifda.jo/DrugsUnderReg.aspx">http://www.ifda.jo/DrugsUnderReg.aspx</a>  date accessed 7 /2010</p>	
11.12.	<p>Registration criteria at JFDA web site  <a href="http://www.ifda.jo/Download/Laws/32_141.doc">http://www.ifda.jo/Download/Laws/32_141.doc</a>  article 9a</p>	Date accessed 6/2010
11.13.	<p>Registration criteria at JFDA web site  <a href="http://www.ifda.jo/Download/Laws/32_141.doc">http://www.ifda.jo/Download/Laws/32_141.doc</a>  article 9a,b</p>	Date accessed 6/2010

## Pharmaceutical Sector Scan – Data Sources and Comments

### 12. Medicines Trade: Manufacturing

**Possible sources:** MOH, Medicines Regulatory Agency, Ministry of Labor, Ministry of Trade, National Manufacturer Associations, Pharmacist Associations, International Manufacturer Associations<sup>15</sup>, WHO Level I Survey 2003<sup>9</sup> and 2007

**Document source of each item and year collected:**

Item Number(s)	Source, Location, & Year	Comments	
<b>All manufacturers</b>			
12.1. →	Inspection department/manufactures section date accessed 6/2010	Hard copy from Inspection department/ internal document	
12.2. →	Inspection department/ manufactures section date accessed 6/2010	Hard copy from Inspection department/ internal document	
<b>Domestic manufacturers</b>			
12.3. →	JFDA web site drug & pharmacy law articles (39,40 41,42,43) <u>Accreditation of Manufacturing Sites Regulations</u> <a href="http://www.jfda.jo/Download/Laws/32_136.doc">http://www.jfda.jo/Download/Laws/32_136.doc</a> date accessed 6/2010	Applies for both domestic & multinational	
12.4.	Inspection department records/drug directorate Date accessed 6/2010	Not published at JFDA website	
12.5.	Inspection department/drug directorate	All plans have R&D department as GMP requirement but non of them discover new active ingredients	
a	Pharmaceutical industry data bank (JAPM)2010 Date accessed 6/2010		
b	Inspection department records & GMP certificate by JFDA 1/3/2010 Date accessed 6/2010		Internal document / registration department
c	Head of manufacturing section DrSoma Al Qoutob Inspection department 6/2010 Date accessed 6/2010		Not published at JFDA website/ internal document
d	Inspection department/drug directorate Data accessed 6/2010	No plan involved in repackaging	
12.6.	Dr. Hanan Sboul (Secretary General JAPM) presentation 20/6/2010	Data available upon request	

## Pharmaceutical Sector Scan – Data Sources and Comments

Item Number(s)	Source, Location, & Year	Comments
12.7.	Dr. Hanan Sboul (Secretary General JAPM) presentation 20/6/2010	Data available upon request
<b>Multinational manufacturers</b>		
12.8. →	<p><u>Accreditation of Manufacturing Sites Regulations</u>  <a href="http://www.jfda.jo/Download/Laws/32_136.doc">http://www.jfda.jo/Download/Laws/32_136.doc</a>  <u>Criteria of registration of drugs</u>  <a href="http://www.jfda.jo/Download/Laws/32_141.doc">http://www.jfda.jo/Download/Laws/32_141.doc</a>                      appendix 2&amp;3                      date accessed 7/2010</p>	
12.9. →	<p>MOH/Directorate of licensing institutes &amp; vocation <a href="http://www.moh.gov.jo/MOH/En/services">http://www.moh.gov.jo/MOH/En/services</a>  <u>Licensing for Organizations Working in the Field of Pharmaceuticals</u>                      تعليمات ترخيص مستودع الادوية  <a href="http://www.jfda.jo/Download/Laws/10_45.tiff">http://www.jfda.jo/Download/Laws/10_45.tiff</a>                      Official Gazette number 36 for the year 2004                      article 14                      date accessed 7 /2010</p>	First need to be registered as importer at ministry of industry & trade & technically licensed by MOH & JFDA
12.10.	<p><a href="http://www.jfda.jo/barcode_java/index.jsp">http://www.jfda.jo/barcode_java/index.jsp</a>                      date accessed 7 /2010</p>	
12.11.		

### 13. Medicines Trade: Quality Assurance

**Possible sources:** MOH, Medicines Regulatory Agency, WHO Level I Survey 2003<sup>9</sup> and 2007, WHO Evaluation of Pharmaceutical Regulations<sup>10</sup>, Pharmaceutical Security Institute<sup>16</sup>

Document source of each item and year collected:

Item Number(s)	Source, Location, & Year	Comments
13.1. ➡	<p><u>نظام فحص الأدوية صادر بمقتضى المادة (104 ب) من قانون الدواء والصيدلة رقم 80 لسنة 2001</u>  <a href="http://www.ifda.jo/Download/Laws/10_133.tif">http://www.ifda.jo/Download/Laws/10_133.tif</a></p> <p><u>قانون الصحة العامة المنشور في الجريدة الرسمية عدد 4924 تاريخ 17-8-2008</u>  <a href="http://www.ifda.jo/Download/Laws/25_83.tif">http://www.ifda.jo/Download/Laws/25_83.tif</a></p> <p><u>ARAB Guidelines on Current Good Manufacturing Practices (cGMP) for Pharmaceutical Products</u>  <a href="http://www.ifda.jo/Download/Laws/32_138.doc">http://www.ifda.jo/Download/Laws/32_138.doc</a></p>	<p>Official gazette number(2814) Articles (33 b) page3468</p> <p>Data accessed on 7/2010</p>
13.2. ➡	<p>JFDA web site</p> <p><u>نظام فحص الأدوية صادر بمقتضى المادة (104 ب) من قانون الدواء والصيدلة رقم 80 لسنة 2001</u>  <a href="http://www.ifda.jo/Download/Laws/10_133.tif">http://www.ifda.jo/Download/Laws/10_133.tif</a></p> <p><u>قانون الصحة العامة المنشور في الجريدة الرسمية عدد 4924 تاريخ 17-8-2008</u>  <a href="http://www.ifda.jo/Download/Laws/25_83.tif">http://www.ifda.jo/Download/Laws/25_83.tif</a></p>	<p>Article 31 page 3467 Data accessed on 7/2010</p>
13.3. ➡	<p>JFDA web site</p> <p><u>نظام فحص الأدوية صادر بمقتضى المادة (104 ب) من قانون الدواء والصيدلة رقم 80 لسنة 2001</u>  <a href="http://www.ifda.jo/Download/Laws/10_133.tif">http://www.ifda.jo/Download/Laws/10_133.tif</a></p>	<p>Applies for both imported &amp; locally produced medicines articles 31,32,34 page 8,9 Data accessed on 7/2010</p>
13.4. ➡	<p>JFDA web site</p> <p><u>نظام فحص الأدوية صادر بمقتضى المادة (104 ب) من قانون الدواء والصيدلة رقم 80 لسنة 2001</u></p>	<p>Applies for both imported &amp; locally produced medicines articles 31,32,34 Data accessed on 7/2010</p>

## Pharmaceutical Sector Scan – Data Sources and Comments

Item Number(s)	Source, Location, & Year	Comments
	<a href="http://www.ifda.jo/Download/Laws/10_133.tif">http://www.ifda.jo/Download/Laws/10_133.tif</a>	
13.5. →	مقابلة شخصية مع رئيس مختبر الرقابة الدوائية احصائية مختبر الرقابة الدوائية 2009	Drug Quality control lab data base provided by head of Drug Quality control lab as hard copy Data accessed on 7/2010
13.6. →	رئيس مختبر الرقابة الدوائية احصائية مختبر الرقابة الدوائية 2009	Drug Quality control lab data base provided by head of Drug Quality control lab as hard copy Data accessed on 7/2010
13.7. →		

### 14. Medicines Trade: Price Control and Transparency

**Possible sources:** MOH, Medicines Regulatory Agency, Wholesalers, Retailers, Health Insurance Agencies, IMS<sup>12</sup>, WHO Level I Survey 2003<sup>9</sup> and 2007, WHO Evaluation of Pharmaceutical Regulations<sup>10</sup>, WHO/HAI Surveys<sup>17</sup>

Related links to pricing department

- Declaration Letter <http://www.jfda.jo/custom/forms/pricing/1.xls>
- Brand Drug Form <http://www.jfda.jo/custom/forms/pricing/2.xls>
- Generic Drug Form <http://www.jfda.jo/custom/forms/pricing/3.xls>

Drug Relocating Form <http://www.jfda.jo/custom/forms/pricing/4.xls>

## Pharmaceutical Sector Scan – Data Sources and Comments

Document source of each item and year collected:

Item Number(s)	Source, Location, & Year	Comments
<b>Legal or regulatory provisions for medicines price control</b>		
14.1. →	a. <u>The Criteria and Standards related to Drugs Pricing, Repricing and Objections to Pricing Decisions</u> <a href="http://www.ifda.jo/Download/Laws/32_150.doc">http://www.ifda.jo/Download/Laws/32_150.doc</a> Head of pricing department 6/2010	Article 11, Data accessed on 6/2010
	b. <u>Drug &amp; Pharmacy Law</u> <a href="http://www.ifda.jo/Download/Laws/32_142.doc">http://www.ifda.jo/Download/Laws/32_142.doc</a> Data accessed on 6/2010	Article15a page 10 &decision by prim minister number(12ص ) On30/6/2002 Data accessed on 6/2010
	c. <u>Drug &amp; Pharmacy Law</u> <a href="http://www.ifda.jo/Download/Laws/32_142.doc">http://www.ifda.jo/Download/Laws/32_142.doc</a>	Date accessed on 6/2010
	d. <a href="http://www.ifda.jo/custom/forms/pricing/1.xls">www.ifda.jo/custom/forms/pricing/1.xls</a>	Date accessed on 6/2010
	e. <a href="http://www.ifda.jo/custom/forms/pricing/1.xls">www.ifda.jo/custom/forms/pricing/1.xls</a>	Date accessed on 6/2010
	f. decision by prim minister number( 12ص ) On30/6/2002	(Optional) Data accessed on 7/2010
14.2.	If types means originator &generic <u>The Criteria and Standards related to Drugs Pricing, Repricing and Objections to Pricing Decisions</u> <a href="http://www.ifda.jo/Download/Laws/32_150.doc">http://www.ifda.jo/Download/Laws/32_150.doc</a> articles 4,5,7 <a href="http://www.ifda.jo/Download/Laws/10_187.tiff">http://www.ifda.jo/Download/Laws/10_187.tiff</a>	Date accessed on 6/2010
<b>Medicines price transparency</b>		
14.3. →	<u>Drug &amp; Pharmacy Law</u> <a href="http://www.ifda.jo/Download/Laws/32_142.doc">http://www.ifda.jo/Download/Laws/32_142.doc</a> articles (51a,b),(55a4),(61)	Inspection department ensure the commitment of retails pharmacies to drug price which was set by pricing committee

## Pharmaceutical Sector Scan – Data Sources and Comments

---

Item Number(s)	Source, Location, & Year	Comments
		Date accessed on 7/2010
14.4. ➡	JFDA web site /drug information The Bar Code project which provides drug information & prices is accessible for public <a href="http://www.ifda.jo/barcode_java/index.jsp?LangID=ar">http://www.ifda.jo/barcode_java/index.jsp?LangID=ar</a>	Data accessed on 7/2010
14.5. ➡		

**15. Medicines Trade: Price Comparison in the Private-for-Profit Sector**

**Possible sources:** MOH, Medicines Regulatory Agency, Wholesalers, Retailers, Health Insurance Agencies, IMS<sup>12</sup>, WHO Level I Survey 2003<sup>9</sup> and 2007, WHO Evaluation of Pharmaceutical Regulations<sup>10</sup>, WHO/HAI Surveys<sup>17</sup>

**Document source of each item and year collected:**

Item Number(s)	Source, Location, & Year	Comments
<b>Medicines price comparison in the private for-profit sector (i.e. retail pharmacies)</b>		
15.1. a.	WHO level II health facility Survey 2010 (Dr Salah Gammouh)	Report will be available in early 2011
	b. WHO level II health facility Survey 2010 (Dr Salah Gammouh)	Report will be available in early 2011
15.2.		
15.3.		
15.4.		
15.5.		

**16. Medicines Trade: Consumer Prices of Medicines on HAI Global Core List** 

**Possible sources:** WHO/HAI Survey<sup>17</sup>

**Document source of each item and year collected:**

<b>Item Number(s)</b>	<b>Source, Location, &amp; Year</b>	<b>Comments</b>
<b>Medicine, Strength, Formulation</b>		
16.1.	Level II WHO/HAI price survey survey 2010 (Dr Salah Gammouh)	Findings presented at Second MeTA Jordan Forum in September 2010. Final Report will be available early 2011
16.2.	Level II WHO/HAI price survey survey 2010 (Dr Salah Gammouh)	Findings presented at Second MeTA Jordan Forum in September 2010. Final Report will be available early 2011
16.3.	Level II WHO/HAI price survey survey 2010 (Dr Salah Gammouh)	Findings presented at Second MeTA Jordan Forum in September 2010. Final Report will be available early 2011
16.4.	Level II WHO/HAI price survey survey 2010 (Dr Salah Gammouh)	Findings presented at Second MeTA Jordan Forum in September 2010. Final Report will be available early 2011
16.5.	Level II WHO/HAI price survey survey 2010 (Dr Salah Gammouh)	Findings presented at Second MeTA Jordan Forum in September 2010. Final Report will be available early 2011
16.6.	Level II WHO/HAI price survey survey 2010 (Dr Salah Gammouh)	Findings presented at Second MeTA Jordan Forum in September 2010. Final Report will be available early 2011
16.7.	Level II WHO/HAI price survey survey 2010 (Dr Salah Gammouh)	Findings presented at Second MeTA Jordan Forum in September 2010. Final Report will be available early 2011
16.8.	Level II WHO/HAI price survey survey 2010 (Dr Salah Gammouh)	Findings presented at Second MeTA Jordan Forum in September 2010. Final Report will be available early 2011
16.9.	Level II WHO/HAI price survey survey 2010 (Dr Salah Gammouh)	Findings presented at Second MeTA Jordan Forum in September 2010. Final Report will be available early 2011
16.10.	Level II WHO/HAI price survey survey 2010 (Dr Salah Gammouh)	Findings presented at Second MeTA Jordan Forum in September 2010. Final Report will be available early 2011
16.11.	Level II WHO/HAI price survey survey 2010 (Dr Salah Gammouh)	Findings presented at Second MeTA Jordan Forum in September 2010. Final Report will be available early 2011
16.12.	Level II WHO/HAI price survey survey 2010 (Dr Salah Gammouh)	Findings presented at Second MeTA Jordan Forum in September 2010. Final Report will be available early 2011
16.13.	Level II WHO/HAI price survey survey 2010 (Dr Salah Gammouh)	Findings presented at Second MeTA Jordan Forum in September 2010. Final Report will be available early 2011
16.14.	Level II WHO/HAI price survey survey 2010 (Dr Salah Gammouh)	Findings presented at Second MeTA Jordan Forum in September 2010. Final Report will be available early 2011.

**17. Medicines Trade: Promotion and Advertising - Legal and Regulatory Provisions**

**Possible sources:** MOH, Medicines Regulatory Agency, National Manufacturer Associations, Consumer Associations, NGOs, Public Procurement Agencies, International Manufacturer Associations<sup>15</sup>, WHO/HAI<sup>17</sup>

## Pharmaceutical Sector Scan – Data Sources and Comments

Document source of each item and year collected:

Item Number(s)	Source, Location, & Year	Comments
17.1. →	Drug & pharmacy law <a href="http://www.ifda.jo/IF_Laws_Details.aspx?L_GROUP_ID=32">www.ifda.jo/IF_Laws_Details.aspx?L_GROUP_ID=32</a> Article 35, 88, 89 تعليمات تنظيم الاعلام الدوائي 2009 <a href="http://www.ifda.jo/Download/Laws/10_191.TIF">http://www.ifda.jo/Download/Laws/10_191.TIF</a> article 2	Drug promotion guidelines cover the prescription drug & OTC Date accessed on 7/2010
17.2. →	Drug & pharmacy law <a href="http://www.ifda.jo/IF_Laws_Details.aspx?L_GROUP_ID=32">www.ifda.jo/IF_Laws_Details.aspx?L_GROUP_ID=32</a> Article 35, 88, 89 تعليمات تنظيم الاعلام الدوائي 2009 <a href="http://www.ifda.jo/Download/Laws/10_191.TIF">http://www.ifda.jo/Download/Laws/10_191.TIF</a> article 7	Drug promotion guidelines cover the prescription drug & direct to consumer Article 2 promotion definition Data accessed on 7/2010
17.3. →	تعليمات تنظيم الاعلام الدوائي 2009 <a href="http://www.ifda.jo/Download/Laws/10_191.TIF">http://www.ifda.jo/Download/Laws/10_191.TIF</a> article 10	Date accessed on 7/2010 There isn't any sanctions
17.4. →	Drug & pharmacy law <a href="http://www.ifda.jo/IF_Laws_Details.aspx?L_GROUP_ID=32">www.ifda.jo/IF_Laws_Details.aspx?L_GROUP_ID=32</a> Article 35 تعليمات تنظيم الاعلام الدوائي 2009 <a href="http://www.ifda.jo/Download/Laws/10_191.TIF">http://www.ifda.jo/Download/Laws/10_191.TIF</a> Article 13e	Date accessed on 7/2010
17.5. →		
a.		
b.		
c.		
17.6. →	Joint procurement department <a href="http://www.ipd.gov.jo/ReadPaner.php?id=135&amp;sub_id=7">http://www.ipd.gov.jo/ReadPaner.php?id=135&amp;sub_id=7</a> guidelines	Standard operating procedure is Internal document Data accessed on 7/2010
17.7. →		

## Pharmaceutical Sector Scan – Data Sources and Comments

---

17.8. 		
---	--	--

**18. Medicines Trade: Promotion and Advertising - Code of Conduct and Spending**

**Possible sources:** MOH, Medicines Regulatory Agency, National Manufacturer Associations, consumer Associations, NGOs, Public Procurement Agencies, International Manufacturer Associations<sup>15</sup>, WHO/HAI<sup>17</sup>

**Document source of each item and year collected:**

Item Number(s)	Source, Location, & Year	Comments
<b>Code of conduct</b>		
18.1. ➡	تعليمات تنظيم الاعلام الدوائي 2009 <a href="http://www.ifda.jo/Download/Laws/10_191.TIF">http://www.ifda.jo/Download/Laws/10_191.TIF</a> article 10 page23	National code of conduct for all public officials <a href="http://www.pm.gov.jo/uploads/MODAWANA-QAWA3D.pd">http://www.pm.gov.jo/uploads/MODAWANA-QAWA3D.pd</a> Article 8 Data accessed on 7/2010
18.2. ➡	تعليمات تنظيم الاعلام الدوائي 2009 <a href="http://www.ifda.jo/Download/Laws/10_191.TIF">http://www.ifda.jo/Download/Laws/10_191.TIF</a> article 10 page23	National code of conduct for all public officials <a href="http://www.pm.gov.jo/uploads/MODAWANA-QAWA3D.pd">http://www.pm.gov.jo/uploads/MODAWANA-QAWA3D.pd</a> Data accessed on 7/2010
a.	تعليمات تنظيم الاعلام الدوائي 2009 <a href="http://www.ifda.jo/Download/Laws/10_191.TIF">http://www.ifda.jo/Download/Laws/10_191.TIF</a> article 10 page23	Data accessed on 7/2010
b.	Since it was published in official gazette 2009	Data accessed on 7/2010
c.	Since it is regulation according to article 88 of Drug &pharmacy laws, and sanctions in this law	Data accessed on 7/2010
d.	Not published to public	
<b>Promotion and Advertising Spending</b>		
18.3. ➡		

## Pharmaceutical Sector Scan – Data Sources and Comments

### 19. Medicines Supply System: Selection

**Possible sources:** MOH, Health Insurance Agencies, WHO Level I Survey 2003<sup>9</sup> and 2007

**Document source of each item and year collected:**

Item Number(s)	Source, Location, & Year	Comments
19.1. ➡	<a href="http://www.moh.gov.jo">www.moh.gov.jo</a>	Yes, for EHT recently.
a.	---	
b.	---	
19.2. ➡	<a href="http://www.JFDA.jo/rdu">www.JFDA.jo/rdu</a>	Jordan National Drug Formulary 2009
a.	Jordan National Drug Formulary 2006	<a href="http://www.JFDA.jo/rdu">www.JFDA.jo/rdu</a>
b.	Jordan National Drug Formulary 2006	<a href="http://www.JFDA.jo/rdu">www.JFDA.jo/rdu</a>
c.	Jordan National Drug Formulary 2006	<a href="http://www.JFDA.jo/rdu">www.JFDA.jo/rdu</a>
d.	Jordan National Drug Formulary 2006	<a href="http://www.JFDA.jo/rdu">www.JFDA.jo/rdu</a>
e.	Jordan National Drug Formulary 2006	<a href="http://www.JFDA.jo/rdu">www.JFDA.jo/rdu</a>
f.	Jordan National Drug Formulary 2006	<a href="http://www.JFDA.jo/rdu">www.JFDA.jo/rdu</a>
g.	Jordan National Drug Formulary 2006	<a href="http://www.JFDA.jo/rdu">www.JFDA.jo/rdu</a>
19.3. ➡	Jordan National Drug Formulary 2006	<a href="http://www.JFDA.jo/rdu">www.JFDA.jo/rdu</a>
19.4. ➡	Jordan National Drug Formulary 2006	<a href="http://www.JFDA.jo/rdu">www.JFDA.jo/rdu</a>
a.	Jordan National Drug Formulary 2006	<a href="http://www.JFDA.jo/rdu">www.JFDA.jo/rdu</a>
b.	Jordan National Drug Formulary 2006	<a href="http://www.JFDA.jo/rdu">www.JFDA.jo/rdu</a>

## Pharmaceutical Sector Scan – Data Sources and Comments

### 20. Medicines Supply System: Procurement in the Public Sector

**Possible sources:** MOH, Government Procurement Agency, Public Hospitals and Dispensaries, WHO Level I Survey 2003<sup>9</sup> and 2007, WHO/HAI Surveys<sup>17</sup>, IMS<sup>12</sup>

**Document source of each item and year collected:**

Item Number(s)	Source, Location, & Year	Comments
20.1. →	Joint procurement by-law <a href="http://www.jpdc.gov.jo">www.jpdc.gov.jo</a> 2002	
20.2.	JPD manager	قرار مجلس ادارة الشراء الموحد في جلسة رقم 4 تاريخ 19-9-2007 البند الخامس باعتماد قوائم الادوية الرشيدة لغايات الشراء
20.3. →	<a href="http://www.jpdc.gov.jo/ReadPaner_ar.php?id=65&amp;sub_id=21">http://www.jpdc.gov.jo/ReadPaner_ar.php?id=65&amp;sub_id=21</a> <a href="http://www.jpdc.gov.jo/ReadPaner_ar.php?id=104&amp;sub_id=64">http://www.jpdc.gov.jo/ReadPaner_ar.php?id=104&amp;sub_id=64</a>	
a.	<a href="http://www.jpdc.gov.jo/ReadPaner_ar.php?id=65&amp;sub_id=21">http://www.jpdc.gov.jo/ReadPaner_ar.php?id=65&amp;sub_id=21</a> <a href="http://www.jpdc.gov.jo/ReadPaner_ar.php?id=104&amp;sub_id=64">http://www.jpdc.gov.jo/ReadPaner_ar.php?id=104&amp;sub_id=64</a>	
b.	<a href="http://www.jpdc.gov.jo">www.jpdc.gov.jo</a>	There is a list of suppliers that participate in 2009 tenders in JPD
c.	----	
20.4.	Annual report of JPD 2008 page 29	
a.		
b.	Annual report of JPD 2008	
c.	Annual report of JPD 2008	
20.5. →	<a href="http://www.jpdc.gov.jo/ReadPaner_ar.php?id=344&amp;sub_id=68">http://www.jpdc.gov.jo/ReadPaner_ar.php?id=344&amp;sub_id=68</a>	
20.6. →	<a href="http://www.jpdc.gov.jo/ReadPaner_ar.php?id=283&amp;sub_id=281">http://www.jpdc.gov.jo/ReadPaner_ar.php?id=283&amp;sub_id=281</a>	
20.7. →	<a href="http://www.jpdc.gov.jo/">www.jpdc.gov.jo/</a> JPD	Through web and cd tenders
20.8. →	----	
20.9.	<a href="http://www.jpdc.gov.jo">www.jpdc.gov.jo</a>	100% only medicines procured through JPD
a.		
b.	----	

## Pharmaceutical Sector Scan – Data Sources and Comments

---

### 21. Medicines Supply System: Procurement Price of Medicines (HAI Global List)

Possible source: WHO/HAI Surveys<sup>17</sup>

Document source of each item and year collected:

Item Number(s)	Source, Location, & Year	Comments
Medicine, Strength, Formulation		

## Pharmaceutical Sector Scan – Data Sources and Comments

21.1. Salbutamol 0.1mg/dose Inhaler	Level II WHO/HAI price survey survey 2010 (Dr Salah Gammouh)	Findings presented at Second MeTA Jordan Forum in September 2010. Final Report will be available early 2011
21.2. Glibenclamide 5 mg Cap/tab	Level II WHO/HAI price survey survey 2010 (Dr Salah Gammouh)	Findings presented at Second MeTA Jordan Forum in September 2010. Final Report will be available early 2011
21.3. Atenolol 50 mg Cap/tab	Level II WHO/HAI price survey survey 2010 (Dr Salah Gammouh)	Findings presented at Second MeTA Jordan Forum in September 2010. Final Report will be available early 2011
21.4. Captopril 25 mg Cap/tab	Level II WHO/HAI price survey survey 2010 (Dr Salah Gammouh)	Findings presented at Second MeTA Jordan Forum in September 2010. Final Report will be available early 2011
21.5. Simvastatin 20 mg Cap/tab	Level II WHO/HAI price survey survey 2010 (Dr Salah Gammouh)	Findings presented at Second MeTA Jordan Forum in September 2010. Final Report will be available early 2011
21.6. Amitriptyline 25 mg Cap/tab	Level II WHO/HAI price survey survey 2010 (Dr Salah Gammouh)	Findings presented at Second MeTA Jordan Forum in September 2010. Final Report will be available early 2011
21.7. Ciprofloxacin 500 mg Cap/tab	Level II WHO/HAI price survey survey 2010 (Dr Salah Gammouh)	Findings presented at Second MeTA Jordan Forum in September 2010. Final Report will be available early 2011
21.8. Co-trimoxazole 8 + 40 mg/ml Susp.	Level II WHO/HAI price survey survey 2010 (Dr Salah Gammouh)	Findings presented at Second MeTA Jordan Forum in September 2010. Final Report will be available early 2011
21.9. Amoxicillin 500 mg Cap/tab	Level II WHO/HAI price survey survey 2010 (Dr Salah Gammouh)	Findings presented at Second MeTA Jordan Forum in September 2010. Final Report will be available early 2011
21.10. Ceftriaxone 1 g/ vial Injection	Level II WHO/HAI price survey survey 2010 (Dr Salah Gammouh)	Findings presented at Second MeTA Jordan Forum in September 2010. Final Report will be available early 2011
21.11. Diazepam 5 mg Cap/tab	Level II WHO/HAI price survey survey 2010 (Dr Salah Gammouh)	Findings presented at Second MeTA Jordan Forum in September 2010. Final Report will be available early 2011
21.12. Diclofenac 50 mg Cap/tab	Level II WHO/HAI price survey survey 2010 (Dr Salah Gammouh)	Findings presented at Second MeTA Jordan Forum in September 2010. Final Report will be

## Pharmaceutical Sector Scan – Data Sources and Comments

---

		available early 2011
21.13. Paracetamol 24 mg/ml Susp.	Level II WHO/HAI price survey survey 2010 (Dr Salah Gammouh)	Findings presented at Second MeTA Jordan Forum in September 2010. Final Report will be available early 2011
21.14. Omeprazole 20 mg Cap/tab	Level II WHO/HAI price survey survey 2010 (Dr Salah Gammouh)	Findings presented at Second MeTA Jordan Forum in September 2010. Final Report will be available early 2011

### 22. Medicines Supply System: Distribution

**Possible sources:** MOH, Ministry of Trade, Pharmacists Associations, WHO Level I Survey 2003<sup>9</sup> and 2007, WHO mapping medicines supply and distribution project (ongoing), MeTA mapping

## Pharmaceutical Sector Scan – Data Sources and Comments

Document source of each item and year collected:

Item Number(s)	Source, Location, & Year	Comments
<b>All Distributors</b>		
22.1. →	JFDA-Dr-Lubna al quosos	نعليمات شروط نقل الأدوية للقطاع الخاص فقط.
22.2. →		
<b>Central Medical Store</b>		
22.3.	Supply and purchase department MOH	All answers in this section are taken from Dr.musalam al-katarnah EX.supply Director 15/6/2010
22.4.	Supply and purchase department MOH	
22.5. →	Supply and purchase department MOH	
22.6.	Supply and purchase department MOH	
22.7.	Supply and purchase department JMOH-Manager of services department	There are software tools that determine the red lines for the stock before a time enough to purchase farther quantities
22.8. →	Supply and purchase department MOH	
<b>Wholesale market characteristics</b>		
22.9. →	Law Of pharmacy and medicine No.80 -2001-Last up date 16/10/2005 <a href="http://www.moh.gov.jo/MOH/arabic/rules_regulationsdetails.php?ruleid=122">http://www.moh.gov.jo/MOH/arabic/rules_regulationsdetails.php?ruleid=122</a>	
22.10. →	<a href="http://www.jpa.org.jo/index.php/profile/listStores?search%5Bname%5D=&amp;search%5Btype%5D=F&amp;search%5Baddress%5D=&amp;search%5Bgovernorate%5D=&amp;commit=%D8%A7%D8%A8%D8%AD%D8%AB">http://www.jpa.org.jo/index.php/profile/listStores?search%5Bname%5D=&amp;search%5Btype%5D=F&amp;search%5Baddress%5D=&amp;search%5Bgovernorate%5D=&amp;commit=%D8%A7%D8%A8%D8%AD%D8%AB</a>	
22.11. →	<a href="http://www.jpa.org.jo/index.php/profile/listStores?search%5Bname%5D=&amp;search%5Btype%5D=F&amp;search%5Baddress%5D=&amp;search%5Bgovernorate%5D=&amp;commit=%D8%A7%D8%A8%D8%AD%D8%AB">http://www.jpa.org.jo/index.php/profile/listStores?search%5Bname%5D=&amp;search%5Btype%5D=F&amp;search%5Baddress%5D=&amp;search%5Bgovernorate%5D=&amp;commit=%D8%A7%D8%A8%D8%AD%D8%AB</a>	
22.12.	<a href="http://www.jofia.org/ar/content/view/29/50/">http://www.jofia.org/ar/content/view/29/50/</a>	

## Pharmaceutical Sector Scan – Data Sources and Comments

---

Item Number(s)	Source, Location, & Year	Comments
22.13.	Jordan association of pharmaceutical manufacturers (JAPM) <a href="http://www.japm.com/Public/English.aspx?Lang=2&amp;Page_Id=329&amp;Menu_Parent_ID=18&amp;type=R">http://www.japm.com/Public/English.aspx?Lang=2&amp;Page_Id=329&amp;Menu_Parent_ID=18&amp;type=R</a>	

**23. Medicines Access**

**Possible sources:** MOH, Medicines Regulatory Agency, WHO Level II Survey, WHO Medicines Survey (ongoing), INRUD Indicators<sup>18</sup>, World Health Survey<sup>19</sup>, International Household Survey Network

20

**Document source of each item and year collected:**

<b>Item Number(s)</b>	<b>Source, Location, &amp; Year</b>	<b>Comments</b>
<b>Geographic access</b>		
23.1. →	WHO level II Household Survey 2010 (Dr Salah Gammouh)	Findings presented at Second MeTA Jordan Forum in September 2010. Final Report will be available early 2011
23.2. →	WHO level II Household Survey 2010 (Dr Salah Gammouh)	Findings presented at Second MeTA Jordan Forum in September 2010. Final Report will be available early 2011
<b>Affordability of medicines</b>		
23.3. →	WHO level II Household Survey 2010 (Dr Salah Gammouh)	Findings presented at Second MeTA Jordan Forum in September 2010. Final Report will be available early 2011
23.4. →	WHO level II Household Survey 2010 (Dr Salah Gammouh)	Findings presented at Second MeTA Jordan Forum in September 2010. Final Report will be available early 2011
23.5. →	WHO level II Household Survey 2010 (Dr Salah Gammouh)	Findings presented at Second MeTA Jordan Forum in September 2010. Final Report will be available early 2011
23.6. →	WHO level II Household Survey 2010 (Dr Salah Gammouh)	Findings presented at Second MeTA Jordan Forum in September 2010. Final Report will be available early 2011
<b>Availability of medicines</b>		
23.7. →	Level II HAI/WHO pricing survey 2010 (Dr Salah Gammouh)	Findings presented at Second MeTA Jordan Forum in September 2010. Final Report will be available early 2011
23.8. →	WHO level II Health facility Survey 2010 (Dr Salah Gammouh)	Findings presented at Second MeTA Jordan Forum in September 2010. Final Report will be available early 2011
<b>Equity in access</b>		
23.9. →	WHO level II Household Survey 2010 (Dr Salah Gammouh)	Findings presented at Second MeTA Jordan Forum in September 2010. Final Report will be available early 2011
23.10. →	WHO level II Household Survey 2010 (Dr Salah Gammouh)	Figure 4.22. Findings presented at Second MeTA Jordan Forum in September 2010. Final Report will be available early 2011
23.11. →	WHO level II Household Survey 2010 (Dr Salah Gammouh)	For Metformin in Table 4-11. Findings presented at Second MeTA Jordan Forum in September 2010. Final Report will be available early 2011

**24. Medicines Use: National Structures**

**Possible sources:** MOH, Professional organizations, NGOs, WHO Level II Survey, WHO Level I Survey 2003<sup>9</sup> and 2007, INRUD indicators<sup>18</sup>

**Document source of each item and year collected:**

<b>Item Number(s)</b>	<b>Source, Location, &amp; Year</b>	<b>Comments</b>
24.1. →	<a href="http://www.jfda.jo/RDU/en-US/IndexPage.aspx">http://www.jfda.jo/RDU/en-US/IndexPage.aspx</a>	Rational Drug Use Unit at JFDA but only Government, not multistakeholder.
24.2. →	MeTA Initiative: <a href="http://www.medicinestransparency.org">www.medicinestransparency.org</a>	
24.3. →		
24.4. →		
24.5.	JFDA/ RDU Unit <a href="http://www.jfda.jo/RDU/en-US/IndexPage.aspx">http://www.jfda.jo/RDU/en-US/IndexPage.aspx</a>	
<b>INRUD facility indicators</b>		
24.6. →	WHO level II Health facility Survey 2010 (Dr Salah Gammouh)	Findings presented at Second MeTA Jordan Forum in September 2010. Final Report will be available early 2011
24.7. →	WHO level II Health facility Survey 2010 (Dr Salah Gammouh)	Findings presented at Second MeTA Jordan Forum in September 2010. Final Report will be available early 2011

## Pharmaceutical Sector Scan – Data Sources and Comments

### 25. Medicines Use: Prescribing

**Possible sources:** MOH, Professional organizations, NGOs, WHO Level I Survey 2003<sup>9</sup> and 2007, WHO Level II Survey, INRUD indicators<sup>18</sup>, WHO Level II survey

**Document source of each item and year collected:**

Item Number(s)	Source, Location, & Year	Comments
25.1. →	JFDA Medical Prescription Guidelines / MoH Laws and Reg JFDA Medical Prescription Guidelines (Arabic): <a href="http://www.ifda.jo/ar/Laws/details.aspx?id=106">http://www.ifda.jo/ar/Laws/details.aspx?id=106</a>	
25.2. →	JFDA Medical Prescription Guidelines / MoH Laws and Reg JFDA Medical Prescription Guidelines (Arabic): <a href="http://www.ifda.jo/ar/Laws/details.aspx?id=106">http://www.ifda.jo/ar/Laws/details.aspx?id=106</a>	
25.3. →	MoH 1972 Laws and Regulations of the Jordanian Doctors' Union (Arabic): <a href="http://www.moh.gov.jo/MOH/En/rules_regulationsdetails.php?ruleid=91">http://www.moh.gov.jo/MOH/En/rules_regulationsdetails.php?ruleid=91</a>	
25.4.	This was done in the form of an internal memo at the ministry of health facilities; year and copy not available and policy is virtually ineffective as is preliminarily shown in the WHO Level-II Study.	
a.		
b.		
c.	???	
25.5.		
a.		
b.		
c.		
<b>INRUD prescribing indicators</b>		
25.6. →	WHO level II Health facility Survey 2010 (Dr Salah Gammouh)	Findings presented at Second MeTA Jordan Forum in September 2010. Final Report will be available early 2011
25.7. →	WHO level II Health facility Survey 2010 (Dr Salah Gammouh)	Findings presented at Second MeTA Jordan Forum in September 2010. Final Report will be available early 2011

## Pharmaceutical Sector Scan – Data Sources and Comments

Item Number(s)	Source, Location, & Year	Comments
25.8. →	WHO level II Health facility Survey 2010 (Dr Salah Gammouh)	Findings presented at Second MeTA Jordan Forum in September 2010. Final Report will be available early 2011
25.9. →	WHO level II Health facility Survey 2010 (Dr Salah Gammouh)	Findings presented at Second MeTA Jordan Forum in September 2010. Final Report will be available early 2011
25.10. →	WHO level II Health facility Survey 2010 (Dr Salah Gammouh)	Findings presented at Second MeTA Jordan Forum in September 2010. Final Report will be available early 2011
25.11.		
<b>Disease-specific prescribing indicators</b>		
25.12.	WHO level II Health facility Survey 2010 (Dr Salah Gammouh)	Findings presented at Second MeTA Jordan Forum in September 2010. Final Report will be available early 2011
25.13.		

## Pharmaceutical Sector Scan – Data Sources and Comments

### 26. Medicines Use: Dispensing

**Possible sources:** MOH, Professional organizations, NGOs, WHO Level II Survey, WHO Level I Survey 2003<sup>9</sup> and 2007, INRUD indicators<sup>18</sup>, WHO Level II survey

**Document source of each item and year collected:**

Item Number(s)	Source, Location, & Year	Comments
26.1. ↗	Drug and Pharmacy Law 2001: <a href="http://www.ifda.jo/EN/Laws/details.aspx?id=71">http://www.ifda.jo/EN/Laws/details.aspx?id=71</a>	
26.2. ↗	Drug and Pharmacy Law 2001: <a href="http://www.ifda.jo/EN/Laws/details.aspx?id=71">http://www.ifda.jo/EN/Laws/details.aspx?id=71</a>	
26.3. ↗	MoH 1972 Laws and Regulations of the Jordanian Pharmacists' Association (Arabic): <a href="http://www.moh.gov.jo/MOH/En/rules_regulationsdetails.php?ruleid=93">http://www.moh.gov.jo/MOH/En/rules_regulationsdetails.php?ruleid=93</a>	
26.4.		
a.		
b.		
26.5. ↗	* No regulations that prohibit it exist	
26.6. ↗	* No regulations that prohibit it exist	
26.7. ↗	Drug and Pharmacy Law 2001: <a href="http://www.ifda.jo/EN/Laws/details.aspx?id=71">http://www.ifda.jo/EN/Laws/details.aspx?id=71</a>	
<b>INRUD dispensing indicators</b>		
26.8.	NA	
26.9. ↗	NA	
26.10. ↗	WHO level II Health facility Survey 2010 (Dr Salah Gammouh)	Findings presented at Second MeTA Jordan Forum in September 2010. Final Report will be available early 2011
26.11. ↗	WHO level II Health facility Survey 2010 (Dr Salah Gammouh)	Findings presented at Second MeTA Jordan Forum in September 2010. Final Report will be available early 2011

**27. Medicines Use: Pharmaco-vigilance**

**Possible sources:** MOH, Medicines Regulatory Agency, WHO Level I Survey 2003<sup>9</sup> and 2007, WHO Evaluation of Pharmaceutical Regulations<sup>10</sup>, Uppsala WHO Collaborating Center<sup>21</sup>

**Document source of each item and year collected:**

Item Number(s)	Source, Location, & Year	Comments
27.1.	Pharmacovigilance Directives: <a href="http://www.ifda.jo/custom/law/55.doc">http://www.ifda.jo/custom/law/55.doc</a>	
27.2.	* These answers were provided by Nidaa Bawaresh, who is in charge of the pharmacovigilance center of the JFDA and are not referenced to any published material. While an ADR bulletin is published, it has not been on a regular basis due to "funding constraints."	
27.3.	* These answers were provided by Nidaa Bawaresh, who is in charge of the pharmacovigilance center of the JFDA and are not referenced to any published material. While an ADR bulletin is published, it has not been on a regular basis due to "funding constraints."	

## **Possible National Sources of Key Data**

1. Government Procurement Agency
2. Manufacturer Associations
3. Medicines Regulatory Agency
4. Ministry of Finances
5. Ministry of Health
6. Ministry of Labor
7. Ministry of Planning
8. Ministry of Trade
9. Mission Hospitals
10. National Bureau of Statistics
11. National or Social Health Insurance Agency
12. Non-Governmental Organizations
13. Private Health Insurers
14. Professional Organizations: physicians, pharmacists, nurses
15. Public Hospitals and Dispensaries

### Possible International Sources of Key Data

#### <sup>1</sup> WHO Statistical Information System (WHOSIS)

<http://www.who.int/whosis/en/index.html>

Provides recent and comprehensive health data on all of the 193 WHO Member States. The data, selected on the basis of quality and availability, relevance to global health, and comparability across member nations, cover over 50 core health indicators, which are organized into six major areas: mortality and burden of disease, health service coverage, risk factors, health system inputs, differentials in health outcome and coverage, as well as basic socio-demographic statistics. These are published in the World Health Statistics that is released in May of each year.

Data exist for all seven MeTA pilot countries.

#### <sup>2</sup> WHO Global InfoBase

<http://www.who.int/infobase/report.aspx>

The WHO Global InfoBase is a data warehouse that collects stores and displays information on chronic diseases and their risk factors for all WHO member states.

Data exist for all MeTA pilot countries.

#### <sup>3</sup> World Bank Development Report

[http://siteresources.worldbank.org/INTWDR2009/Resources/4231006-1225840759068/WDR09\\_22\\_SWDIweb.pdf](http://siteresources.worldbank.org/INTWDR2009/Resources/4231006-1225840759068/WDR09_22_SWDIweb.pdf)

The World Bank development report 2009 provides recent values for most country profile indicators.

#### <sup>4</sup> National Macroeconomics and Health Report

<http://www.who.int/macrohealth/en/>

National Macroeconomic and Health Reports provide data on health status, health systems, health care financing, and an analysis of costs of health care and investment plan.

A 2005 Report of the Ghana Macroeconomics and Health Initiative exists.

#### <sup>5</sup> WHO National Health Accounts

<http://www.who.int/nha/en/>

National Health Accounts (NHA) provides evidence to monitor trends in health spending for all sectors, public and private, different health care activities, providers, diseases, population groups and regions in a country, intended to help in developing national strategies for effective health financing and in raising additional funds for health. Information can be used to make financial projections of a country's health system requirements and compare their own experiences with the past or with those of other countries.

Data until 2005 (last revision in 2007) exist for all MeTA pilot countries. However some data may be much older. That is why it is important to document the date of data collection for each data point included in the sector scan.

#### <sup>6</sup> WHO Global Burden of Disease and Risk Factors database

<http://www.who.int/healthinfo/bod/en/index.html>

Statistical estimates of mortality and burden of disease (DALYs) by cause for the world, regions and WHO Member States. Estimates of Healthy Life Expectancy (HALE) and Life Expectancy for WHO Member States; latest documentation, methods, results and projections for the Global Burden of Disease; manuals, resources and software for carrying out national burden of disease studies.

### <sup>7</sup> Demographic and Health Surveys (DHS)

<http://www.measuredhs.com/aboutsurveys/start.cfm>

DHS supports a range of data collection options tailored to fit specific monitoring and evaluation needs of host countries.

Demographic and Health Surveys (DHS)

Provide data for a wide range of monitoring and impact evaluation indicators in the areas of population, health, and nutrition.

AIDS Indicator Surveys (AIS)

Provide countries with a standardized tool to obtain indicators for the effective monitoring of national HIV/AIDS programs.

Service Provision Assessment (SPA) Surveys

Provides information about the characteristics of health and family planning services available in a country.

Key Indicators Survey (KIS)

Provides monitoring and evaluation data for population and health activities in small areas—regions, districts, catchment areas—that may be targeted by an individual project, although they can be used in nationally representative surveys as well.

Other Quantitative Surveys

Includes biomarker collection, geographic data collection, and benchmarking surveys.

Qualitative Research

Provides informed answers to questions that lie outside the purview of standard quantitative approaches.

Data for many of these surveys exist for MeTA countries. Details can be found at:

<http://www.measuredhs.com/aboutsurveys/search/>.

### <sup>8</sup> World Bank Health and Nutrition Data Base (HNPStats)

<http://web.worldbank.org/WBSITE/EXTERNAL/TOPICS/EXTHEALTHNUTRITIONANDPOPULATION/EXTDATASTATISTICSHNP/EXTHNPSTATS/0,,menuPK:3237172~pagePK:64168427~piPK:64168435~theSitePK:3237118,00.html>

The World Bank's comprehensive database of Health, Nutrition and Population (HNP) statistics makes a variety of national and international data sources available in one location, compiles World Bank data on health, nutrition and population, adopts an analysis-friendly format that enables flexible access and custom-tailored reports, and provides links to a large number of websites of international agencies and country statistical offices.

Data exist for all MeTA pilot countries.

### <sup>9</sup> WHO Level I Pharmaceutical Assessment

[http://www.who.int/medicines/areas/technical\\_cooperation/supply\\_management/AssessMoni/en/index.html](http://www.who.int/medicines/areas/technical_cooperation/supply_management/AssessMoni/en/index.html)

To monitor the progress and consequently improve the global medicines situation, WHO/TCM has developed a system of indicators that measures key aspects of a country's pharmaceutical situation. A standard methodology allows over time progress monitoring as well as comparisons across facilities, districts and countries. The process of pharmaceutical monitoring and assessment uses a hierarchical approach with three groups of indicators: Level I, Level II and Level III. Standardized key informant questionnaires (Level I) assess the structures and processes related to medicines in a country legislation and regulations; quality control of medicines; essential medicines lists; supply systems; financing; production; rational use; and protection of intellectual property rights. Level II facility and household surveys medicines assess, product quality, and rational use (see MeTA Assessment Component E). Level III tools measure specific components of the pharmaceutical sector, health system, or national medicines policy in more depth. Examples include the WHO/HAI medicines price surveys (see MeTA Assessment Component E).

Level I data from 1999 and 2003 exist for all seven MeTA pilot countries.

All Level I data revised in 2007 are available upon request

### <sup>10</sup> **WHO Multi-Country Study on Effective Drug Regulation**

<http://www.who.int/medicinedocs/en/d/Js2300e/#Js2300e.17>.

The aim of this 10-country study was to assess drug regulation performance in selected countries using a standardized study guide, and to document the results so that other countries may learn from them.

The standardized study guide assesses drug regulation in general and specific drug regulatory functions (licensing, inspection and surveillance, product assessment and registration, adverse drug reaction monitoring, clinical trials, control of drug promotion and advertising, drug quality control laboratory).

Uganda is a MeTA pilot country included in the 2002 report

Data until 2005 (last revision in 2007) exist for all MeTA pilot countries. However some data may be much older. That is why it is important to document the date of data collection for each data point included in the sector scan.

### <sup>11</sup> **WHO Ethical Infrastructure for Good Governance**

<http://www.who.int/medicines/areas/policy/goodgovernance/home/en/>

Guided by WHO's Medicines Strategy 2004-2007 and launched in late 2004, the Good Governance for Medicines programme's goal is to raise awareness of abuse in the public pharmaceutical sector and to promote good governance. Participating countries complete a standardized Good Governance Assessment Tool on the level of transparency and vulnerability to corruption in the public pharmaceutical sector. The Assessment Tool evaluates medicines registration, control of medicines promotion, inspections of establishments, selection of essential medicines, procurement, and distribution.

Data exist for the following MeTA pilot countries: Ghana, Jordan, Philippines, Zambia

### <sup>12</sup> **IMS Pharmaceutical Market Assessment Data**

<http://www.imshealth.com/portal/site/imshealth>

IMS agreed to share data on request

Data exist in Peru and the Philippines, and possible other MeTA pilot countries.

### <sup>13</sup> **WHO World Medicines Situation (WMS)**

<http://www.who.int/medicinedocs/index.fcgi?sid=zNnGhaRZ9ee80ca600000000476162bf&a=d&c=medicinedocs&d=Js6160e>

The statistical Annex to the 2004 WMS contains country-level data on production, trade, sales, expenditures (1995 and 2000), and data from the 1999 world drug survey.

Data exist for all MeTA pilot countries

Data will be updated in 2009

<sup>14</sup> **World Trade Organization**

[http://www.wto.org/english/thewto\\_e/whatis\\_e/tif\\_e/org6\\_e.htm](http://www.wto.org/english/thewto_e/whatis_e/tif_e/org6_e.htm)

<sup>15</sup> **International Manufacturer Associations**

<http://www.ifpma.org/aboutus>

<sup>16</sup> **Pharmaceutical Security Institute**

<http://www.psi-inc.org/index.cfm>

<sup>17</sup> **WHO/HAI Medicine Price Surveys**

<http://www.haiweb.org/medicineprices/>

In May 2003 Health Action International (HAI) and the World Health Organization (Department of Medicine Policy and Standards) published a working draft of a manual to collect and analyse the prices people pay for a selection of important medicines across sectors and regions in a country, as well as medicine availability, treatment affordability and all price components in the supply chain (taxes, mark-ups etc.). The results of over 50 surveys are currently available in the web-based database, along with survey reports and other information.

WHO/HAI surveys were conducted in the following MeTA pilot countries: Ghana (May 2002, October 2004), Jordan (May 2004), Kyrgyzstan (February 2005), Peru (May 2002, September 2005), Philippines (June 2002, February 2005), and Uganda (April 2004).

Reports for the pricing surveys conducted in African countries can be found at:

[http://www.afro.who.int/edp/publications/afro\\_essential\\_medicine\\_price\\_indicator\\_2007.pdf](http://www.afro.who.int/edp/publications/afro_essential_medicine_price_indicator_2007.pdf)

In addition to price surveys, WHO/HAI provides information about promotion of medicines at:

<http://www.drugpromo.info>

<sup>18</sup> **INRUD**

The International Network for Rational Use of Drugs (INRUD) was established in 1989 to design, test, and disseminate effective strategies to improve the way drugs are prescribed, dispensed, and used, with a particular emphasis on resource poor countries.

<http://www.inrud.org/>

<sup>19</sup> **WHO World Health Survey (WHS)**

<http://www.who.int/healthinfo/survey/en/>

The WHS was conducted in 70 countries in 2002. In 52 countries, household expenditures for health care including medicines, and individual respondents' need for and access to care were assessed.

Surveys with household expenditures information exist for the following MeTA pilot countries: Ghana, Philippines and Zambia (Zambia data to be verified).

<sup>20</sup> **International Household Survey Network (IHSN)**

<http://surveynetwork.org/home/>

The IHSN is a partnership of international organizations seeking to improve the availability, quality and use of survey data in developing countries. This informal network was established as a recommendation of the Marrakech Action Plan for Statistics. The Central Survey Catalogue allows searching for surveys conducted in countries by type of survey and country.

Income and expenditure surveys are available in all MeTA pilot countries except Ghana.

<sup>21</sup> **Uppsala WHO Collaborating Centre**

<http://www.who-umc.org>